

This is the peer reviewed version of the following article:

RETURN TO WORK IN ITALIAN CANCER SURVIVORS:

THE INNOVATIVE SOCIAL-HEALTH CARE NETWORK / Paltrinieri, S; Rondini, E; Fugazzaro, S; Gozzi, C; Costi, S; Mazzini, E.. - (2018). (Intervento presentato al convegno 26TH INTERNATIONAL CONFERENCE ON HEALTH PROMOTING HOSPITALS AND HEALTH SERVICES tenutosi a Bologna nel 12, 13 Ottobre 2017).

Terms of use:

The terms and conditions for the reuse of this version of the manuscript are specified in the publishing policy. For all terms of use and more information see the publisher's website.

10/07/2024 05:04

(Article begins on next page)



International Network of
HHealth
PPromoting
HHospitals & Health Services

Gesundheit Österreich
GmbH



WHO Collaborating Centre
for Health Promotion
in Hospitals and Health Care



SERVIZIO SANITARIO REGIONALE
EMILIA-ROMAGNA
Azienda Unità Sanitaria Locale di Reggio Emilia



RETURN TO WORK IN ITALIAN CANCER SURVIVORS: THE INNOVATIVE SOCIAL-HEALTH CARE NETWORK

Paltrinieri S, Rondini E, Fugazzaro S,
Gozzi C, Costi S and Mazzini E.

Nearly **50%** of new diagnosis and
more than **1/3** of cancer survivors
are people in their
working age

Cancer rehabilitation should
address **return to work issues**
early in the process

RTW

- Implements **ability to cope** with the disease

Istituto Piepoli 2008

- Recovers **personal identity** and **social role**

Kennedy et al, 2007


- Improves **general health**

Duijts et al, 2017

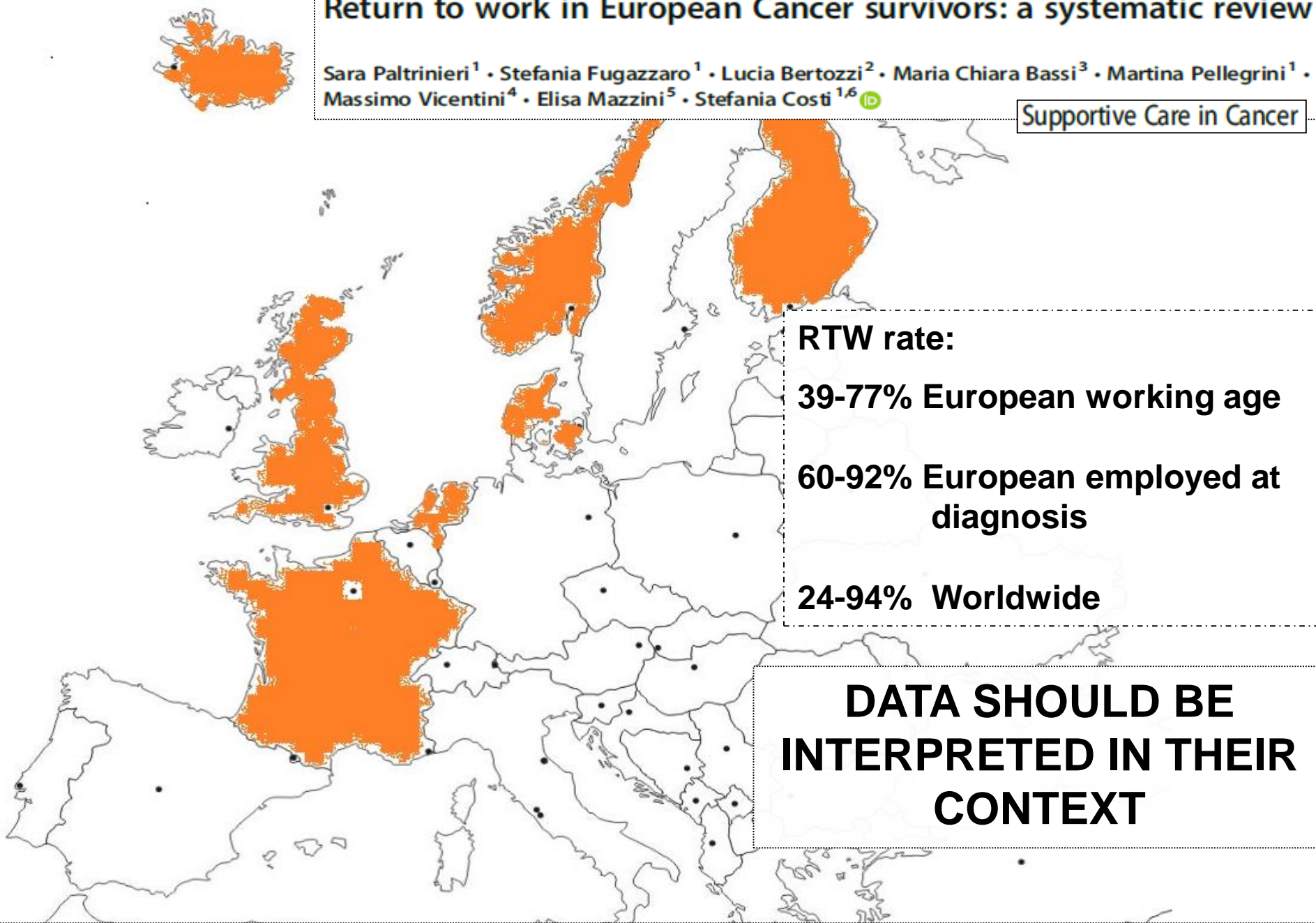
- (?) Reduces **costs**

FAVO (2012)

Return to work in European Cancer survivors: a systematic review

Sara Paltrinieri¹ • Stefania Fugazzaro¹ • Lucia Bertozzi² • Maria Chiara Bassi³ • Martina Pellegrini¹ • Massimo Vicentini⁴ • Elisa Mazzini⁵ • Stefania Costi^{1,6} 

Supportive Care in Cancer




DATA SHOULD BE INTERPRETED IN THEIR CONTEXT

NO DATA FROM MEDITERRANEAN AND CENTRAL EUROPE

Population based study in Reggio Emilia (ongoing)

95% of **working** individuals diagnosed with cancer

(stadium I-III) **RETURN to work**



45% reported barriers

- Social work environment
- Work tasks
- Health conditions
- Perceived self-efficacy to work

UNA MANO PATHWAY

U
N
A
M
A
N
O

Screening by MD, HCPs or lay informed people (volunteers, secretaries...)

PROBABLE RISK



LOW RISK

Information about employment rights in the course of illness and the services offered by UNA MANO



Social sector provides personalized interventions targeted to help the individual finding a new job (information regarding opportunities and rights, job search skills, professional retraining and education, social support...)

RISK

VERY HIGH



MODERATE

OT, HCPs, and Labor Unions provide personalized interventions targeted to the reintegration into the workplace (education, fatigue management strategies, motivational/psychological counseling, changes to the work environment, tasks, scheduling...)



SOSTEGNO DI PAZIENTI AL LAVORO



Thank you

