

This is the peer reviewed version of the following article:

Structured quantum waves / Harris, J., Grillo, V., Mafakheribashmagh, E., Gazzadi, G.C., Frabboni, S., Boyd, R.W., Karimi, E.. - In: NATURE PHYSICS. - ISSN 1745-2473. - STAMPA. - 11:8(2015), pp. 629-634. [10.1038/nphys3404]

Terms of use:

The terms and conditions for the reuse of this version of the manuscript are specified in the publishing policy. For all terms of use and more information see the publisher's website.

07/06/2026 21:08

(Article begins on next page)

Structured Quantum Waves

J r mie Harris,¹ Vincenzo Grillo,² Erfan Mafakheri,³ Gian Carlo
Gazzadi,² Stefano Frabboni,^{2,3} Robert W. Boyd,^{1,4} and Ebrahim Karimi^{1,*}

¹*Department of Physics, University of Ottawa,
25 Templeton St., Ottawa, Ontario, K1N 6N5 Canada*

²*CNR-Istituto Nanoscienze, Centro S3,
Via G Campi 213/a, I-41125 Modena, Italy*

³*Dipartimento di Fisica Informatica e Matematica,
Universit  di Modena e Reggio Emilia,
via G Campi 213/a, I-41125 Modena, Italy*

⁴*Institute of Optics, University of Rochester, Rochester, New York, 14627, USA*

The study of “structured” optical waves has precipitated a marked improvement in our understanding of the classical and quantum properties of light in recent decades. Numerous methods now allow experimenters to control the angular momentum content, and radial distributions of optical waves. Recently, wave structuring techniques developed for optical beams have been applied to the generation and shaping of electron beams with increasing success. The adaptation of photon structuring techniques to electron beams has led to a wealth of promising potential applications in imaging, nanofabrication and the study of fundamental phenomena. Here, we discuss recent progress in the emerging field of electron beam shaping, and explore the unique attributes that distinguish electron beams from their photonic analogues.

I. PHOTON WAVES

Throughout its orbit around our solar system, a comet’s tail invariably points away from the sun. As early as the seventeenth century, this observation led Johannes Kepler to conjecture that sunlight might carry linear momentum. Only in 1905 did John Henry Poynting develop the first theory describing the momentum density of electromagnetic waves¹. Almost simultaneously, Albert Einstein proposed that light might be comprised of quantized packets of energy. Shortly thereafter, these energy packets, now known as photons², were understood to carry quantized momenta $\mathbf{p} = \hbar\mathbf{k}$ as well, where \hbar and \mathbf{k} denote the reduced Planck constant and photon wavevector. Today, optical linear momentum is a well-understood phenomenon, that explains countless physical observations, from radiation pressure to Compton scattering. The study of optical linear momentum in media remains active, and this work has recently culminated in a solution to the long-standing Abraham-Minkowski dilemma³.

Less commonly recognized is the fact that light can carry angular momentum in addition to its linear momentum. This follows from the definition of angular momentum, $\mathbf{j} = \mathbf{r} \times \mathbf{p}$. In the paraxial regime, the optical angular momentum carried by a beam of light has two sources⁴: spin angular momentum (SAM), s ; and orbital angular momentum (OAM), ℓ , so that $\mathbf{j} = s + \ell$. Optical SAM is directly associated with the circular polarization of light, and represents a form of intrinsic angular momentum, since its magnitude is independent of the position about which it is measured. SAM is therefore intimately linked to the vectorial (polarization) structure of a beam⁵. A beam

of circularly polarized light necessarily carries SAM, and upon interacting with a small particle, will cause it to rotate about its centre. The mechanical properties of SAM were first explored by Beth⁶, who demonstrated exchanges of angular momentum between circularly polarized light and a doubly refracting plate.

Apart from its mechanical effects, optical SAM has drawn interest on fundamental grounds⁷. In particular, an apparent paradox arises in the interaction between circularly polarized optical plane waves and massive particles⁸. Since plane waves are non-localized⁹, they represent non-paraxial beams, and therefore their angular momenta cannot be unambiguously separated into SAM and OAM components. Despite their ambiguous SAM content, however, plane waves do impart a well-defined SAM onto particles with which they interact. This peculiar circumstance can be explained by noting that the only portion of the plane wave that is relevant to the interaction is that which overlaps with the absorbing particle. For the purpose of the interaction, the plane wave can therefore be considered to be a localized and truncated beam, for which the shape and size matches that of the particle, so that its description falls within the paraxial regime, resulting in an unambiguous effective beam SAM¹⁰.

By contrast to SAM, OAM is associated with the transverse phase profile of a beam, rather than its polarization. Optical OAM can be divided into intrinsic OAM, ℓ_{int} , and extrinsic OAM, ℓ_{ext} ¹¹. Whereas intrinsic OAM is constant for a particular beam, extrinsic OAM varies depending on the axis about which it is measured. When a beam carrying OAM interacts with a small particle, its extrinsic OAM induces the particle's rotation about the beam axis, while its intrinsic OAM causes the particle to rotate about an axis through its centre¹², in a manner resembling the mechanical effect of SAM^{13,14}. An OAM-carrying beam is described by a “wavefunction” containing a corkscrew (helical) phase $\exp(i\ell\varphi)$, where ℓ is an integer, and φ is the azimuthal angle in the plane transverse to the beam axis¹⁵. Such beams therefore have twisted spiral phase fronts (associated with so-called optical *vortices*), whose cophasal surfaces form ℓ -helices during propagation, and therefore possess nonzero transverse wavevectors. Beams possessing well-defined OAMs are known as “twisted beams”. Any OAM-carrying beam contains at least one *phase singularity*, a point of undefined phase in the plane transverse to the beam propagation axis¹⁶.

The scales associated with features of the optical field tied to OAM and SAM are quite comparable. For SAM, the electric field of a circularly polarized optical beam rotates once after propagating by exactly one wavelength. Similarly, an OAM-carrying beam's cophasal surfaces will experience one full twist after ℓ wavelengths of propagation¹⁷. Despite their mechanical and spa-

tial similarities, spin and orbital angular momenta represent independent degrees of freedom for paraxial optical fields in vacuum or isotropic media. Still another independent degree of freedom required to fully characterize the fields' transverse phase and intensity distributions is the mode radial parameter¹⁸. The radial index p associated with Laguerre-Gauss (LG) modes, which are solutions to the paraxial wave equation, was recently shown to be quantized in the single-photon regime¹⁹, and should not be confused with the beam waist or related parameters.

Indeed the SAM, OAM and radial parameters all represent quantum indices that can be assigned to individual photons. Specifically, single photons can exist in SAM eigenstates, in which they carry spin angular momenta $s_z = s\hbar$ about their propagation direction, can occupy OAM eigenstates, in which they carry orbital angular momenta $\ell_z = \ell\hbar$ about their propagation direction²⁰, and can also exist in radial mode eigenstates, in which they are characterized by well-defined radial indices p (for LG¹⁹, Walsh^{21,22} or related modes), where $s = \pm 1$ and $\ell = 0, \pm 1, \pm 2, \dots$ and $p = 0, 1, 2, \dots$ are the spin, azimuthal and radial indices. To unambiguously describe the quantum state of a single photon, one therefore must provide information about each of these parameters, in addition to the photon wavevector \mathbf{k} . Consequently, a single photon possessing well-defined indices s, ℓ, p and a well-defined wavevector is an excitation of the electromagnetic field, produced by the action of a creation operator $a_{\mathbf{k};s,p,\ell}^\dagger$ on a vacuum state state $|0\rangle$, such that $|\mathbf{k}; s, p, \ell\rangle = a_{\mathbf{k};s,p,\ell}^\dagger |0\rangle$ ²³. More generally, an arbitrary single-photon nonseparable state may be described by a *superposition* of s, ℓ, p and \mathbf{k} eigenstates, in which case it may be ascribed a “wavefunction” $|\Psi\rangle = \sum_{\mathbf{k};s,p,\ell} c_{\mathbf{k},s}^{p,\ell} |\mathbf{k}; s, p, \ell\rangle$, where $c_{\mathbf{k},s}^{p,\ell}$ is a complex constant. Beams whose constituent photons are described by “wavefunctions” with carefully controlled coefficients $c_{\mathbf{k},s}^{p,\ell}$ are said to be *structured*. Innumerable examples of such beams exist, including, for example, a category of modes known as radial vector beams, which are characterized by only two nonzero coefficients, $c_{s=1}^{\ell=1} = c_{s=-1}^{\ell=-1} = 1/\sqrt{2}$, whose radial indices p and wavevectors are identical. Radial vector beams possess radially-oriented linear polarizations in the plane transverse to their propagation direction, and have found promising applications in near-field microscopy and lithography, where tight focusing of optical beams is required²⁴.

Despite their usual independence in vacuum and isotropic media, SAM, OAM and radial indices can be coupled within media in general, and even in vacuum under tight focusing conditions²⁵. For example, a Gaussian beam with radial index $p = 0$ and flat phase front $\ell = 0$ can be converted into a superposition of modes with nonzero p values, each carrying one unit of OAM, by passing through a spiral phase plate²⁶. Exchanges of angular momentum between the SAM

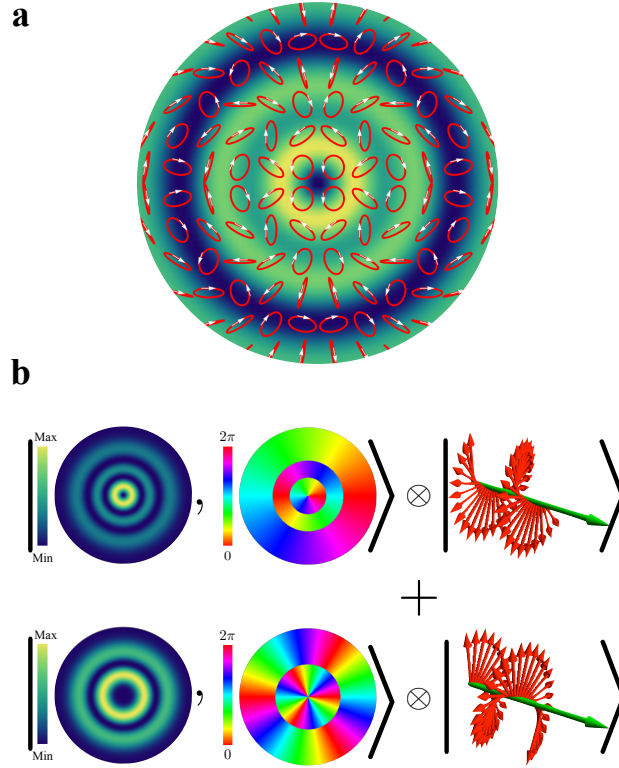


Figure 1: **An example of structured light.** **a** Composite image showing transverse distributions of polarisation and intensity associated with a structured photon beam constructed from an equal superposition of the single photon states $|\mathbf{k}; s = 1, p = 2, \ell = 1\rangle$ and $|\mathbf{k}; s = -1, p = 1, \ell = -3\rangle$, where $|\mathbf{k}; s, p, \ell\rangle$ represents a Laguerre-Gauss (LG) mode propagating along a direction indicated by the wavevector \mathbf{k} , with spin, radial and azimuthal parameters respectively denoted s, p and ℓ . Arrows on the polarization ellipses displayed in the figure indicate polarization handedness. **b** Schematic illustrating the transverse intensity, phase and polarization distributions associated with the two component single photon states that give rise to the pattern displayed in part **a**. Together, the intensity and phase distributions carry all information conveyed by the ℓ and p transverse indices, and these are therefore combined in the same ket, with the spin index s specified separately.

and OAM spaces have also been demonstrated in inhomogeneous birefringent materials, such as the photonic²⁷ and plasmonic²⁸ q -plates, and liquid crystal droplets²⁹. The manipulation of polarization, radial and azimuthal indices has sparked great interest in quantum and classical optics, leading to applications in coronagraphy³⁰, superdense coding³¹ and quantum information³². Only recently, however, have optical structuring techniques been applied to the generation and shaping of *electron* beams.

II. ELECTRON WAVES

Since the existence of matter waves was first proposed by de Broglie in 1924, numerous experiments have demonstrated the remarkable correspondence between the wavelike behaviours of matter and light. Electron waves in particular have drawn attention in fields from electron microscopy to nanofabrication. The similarities between electron and light waves, now verified theoretically and in countless experiments, suggest that photons' quantum indices can be applied just as well to specifying the states of electrons³³. However, important distinctions exist between electron and photon waves. Whereas electrons possess a rest mass, m_e , a charge e , and obey fermionic statistics, photons are massless, neutral bosons. A related point of contrast is that the nonrelativistic (relativistic) wavelike behaviours of electrons and light are prescribed by the Pauli-Schrödinger (Dirac³⁴) and Maxwell equations.

Free electrons carry linear momentum given by the de Broglie wave relation as $\hbar k = 2\pi\hbar/\lambda$, where λ is the electron wavelength. Electron wavelengths can be significantly shorter than even those associated with X-rays. This has motivated the development of electron microscopy techniques that exploit short electron wavelengths to achieve sub-angstrom resolutions unattainable by standard optical microscopes. More generally in the non-relativistic limit, the linear momentum density of the electron wavefunction $\psi(\mathbf{r}, t)$ is given by $\mathcal{P} = \mathcal{P}_0 + \mathcal{P}_s$, where $\mathcal{P}_0 = \hbar \Im(\psi^* \nabla \psi)$, $\mathcal{P}_s = \hbar/4 \nabla \times (\psi^* \boldsymbol{\sigma} \psi)$, $\boldsymbol{\sigma}$ is the Pauli vector, and $\Im(\cdot)$ denotes the imaginary part of its argument. The momentum density arising from \mathcal{P}_s is always oriented azimuthally, and so makes no net contribution to the overall linear momentum of the beam. The reason for separating the linear momentum density into \mathcal{P}_0 and \mathcal{P}_s components in this way becomes apparent when evaluating the electron angular momentum $\mathbf{J} = \int (\mathbf{r} \times \mathcal{P}) d^3\mathbf{r}$. The two momentum density terms \mathcal{P}_0 and \mathcal{P}_s are found respectively to produce a coordinate-dependent OAM $\mathcal{L} = \int (\mathbf{r} \times \mathcal{P}_0) d^3\mathbf{r}$, and a coordinate independent spin angular momentum, $\mathbf{S} = \int (\mathbf{r} \times \mathcal{P}_s) d^3\mathbf{r}$. This spin is found to be quantized: $\mathbf{S} = \hbar\boldsymbol{\sigma}/2$ ³⁷. From this discussion, it can be seen that electron spin is inextricably linked to the linear momentum distribution in the transverse plane, and hence can act as an important structural parameter for electron wavefunctions⁷.

It may be somewhat surprising to find that the electron spin and photon SAM spaces have the same dimensionality, given that the electron is a fermion, and the photon a boson. This can be explained with an appeal to special relativity, which suggests that a photon's longitudinal polarization must experience infinite length contraction, since the photon travels at the speed of light.

Therefore, despite being a spin-1 particle, the photon can effectively access only two (transverse) degrees of freedom, producing the observed correspondence between light and electron waves, in this regard.

When bound to atomic nuclei, electrons possess OAM in addition to their spin. Perhaps more surprisingly, however, even free electrons can be made to carry OAM upon propagation³³. This occurs due to the presence of transverse components of the electron linear momentum \mathcal{P}_0 . As with OAM-carrying photon beams, such electron wavefunctions possess spiral phase structures, their wavefunctions containing phase terms $\exp(i\ell\varphi)$. The similarities between the descriptions of electron wavefunctions and photon beams arise from the spinless free particle Schrödinger equation (SFSE), $i\hbar\partial_t\psi(\mathbf{r};t) = -\hbar^2/(2m_e)\nabla^2\psi(\mathbf{r};t)$. When the SFSE is solved with the ansatz $\psi(\mathbf{r};t) = \psi(\mathbf{r})\exp(-iEt/\hbar)$, one obtains the expression $(\nabla^2 + k_e^2)\psi(\mathbf{r}) = 0$, where $k_e^2 := 2m_eE/\hbar^2$. This formula is functionally identical to the optical wave equation, so that the transverse electron wavefunctions obtained from it will inevitably match the transverse modes of the electric field associated with photon beams. When solved in cylindrical coordinates r, φ, z , this form of the SFSE gives rise to a family of Bessel beam solutions, for which the time-independent wavefunctions are given by $\psi(\mathbf{r}) \propto J_\ell(k_\perp r)\exp(i(k_\parallel z + \ell\varphi))$ ³⁸, and which have well-studied photonic analogues³⁹. As can be discerned from their field distributions, Bessel modes are diffractionless, non-normalizable, and therefore unphysical solutions to the SFSE and the optical wave equation. If it is assumed that the mode longitudinal wavenumber, k_\parallel , is much larger than the transverse wavenumber, $k_\perp = \sqrt{k_e^2 - k_\parallel^2}$, the SFSE reduces to a form analogous to the optical paraxial wave equation. The resulting expression possesses solutions in the form of LG modes, introduced earlier for photon beams. Such modes have transverse wavefunctions $|p, \ell\rangle$ at any given axial position z , which in the position representation are expressed as $\psi_{p,\ell}^{\text{LG}}(r, \varphi; z) := \langle r, \varphi, z | p, \ell \rangle$, and have been extensively studied⁴⁰.

Any electron wavefunction possessing phase terms $\exp(i\ell\varphi)$ and $\exp(ik_\parallel z)$, such as Bessel and LG modes, will carry OAM $\hbar\ell$ and linear momentum $\hbar k_\parallel$ per electron, oriented along its propagation direction. Such wavefunctions have linear momentum densities $\mathcal{P}_\ell(r) = \hbar(\ell/r\boldsymbol{\varphi} + k_\parallel\mathbf{z})\rho_\ell(r)$, and probability current densities $\mathbf{j}_\ell(r) = \mathcal{P}_\ell/m_e$, where $\boldsymbol{\varphi}$ and \mathbf{z} denote the azimuthal and axial unit vectors, and $\rho_\ell(r) := |\psi(r)|^2$. Since electrons carry charge, the presence of an azimuthal probability current produces an effective loop of charge current about the propagation axis⁴¹. This supplements the charge current already present from the intrinsic SAM of the electron wavefunction. These spin and OAM-induced charge currents respectively produce mag-

netic moments $s g_e \mu_B$ and $\ell \mu_B$, where $\mu_B = e\hbar/(2m_e)$ is the electron Bohr magneton, $s = \pm 1/2$ is the electron spin index, and $g_e \simeq 2.002$ is the electron g -factor³⁴. These magnetic moments allow interactions between the electron wavefunction and external magnetic fields, which cannot occur for analogous photon beams. Just as remarkably, the OAM carried by twisted electron beams has even been shown to give rise to electric and magnetic fields associated with these beams themselves, which differ significantly from the fields associated with electron beams carrying no OAM³⁵.

As with photon beams, an additional radial parameter is required in order to fully specify the transverse field distributions of electron wavefunctions. This parameter can be discrete or continuous, depending on the mode to which the electron belongs. Bessel modes possess continuous radial parameters k_\perp , whereas LG modes possess discretized radial indices p . In either case, the radial parameter dictates the quantization condition for the transverse component of the electron wavefunction's energy; as k_\perp or p increase, so does the transverse energy carried by the electron wavefunction^{42,43}. The radial index-dependence of the electron transverse energy is an important consideration in electron/magnetic field interactions and plays a crucial role in electron/electron interactions as well³⁶.

Together, the radial, azimuthal and spin indices can be used to confer spatial structure on an electron wavefunction, and, along with linear momentum, can unambiguously specify the states of individual electrons. Recently, great progress has been made in efforts to produce electron beams with tailored structure, by controlling these parameters.

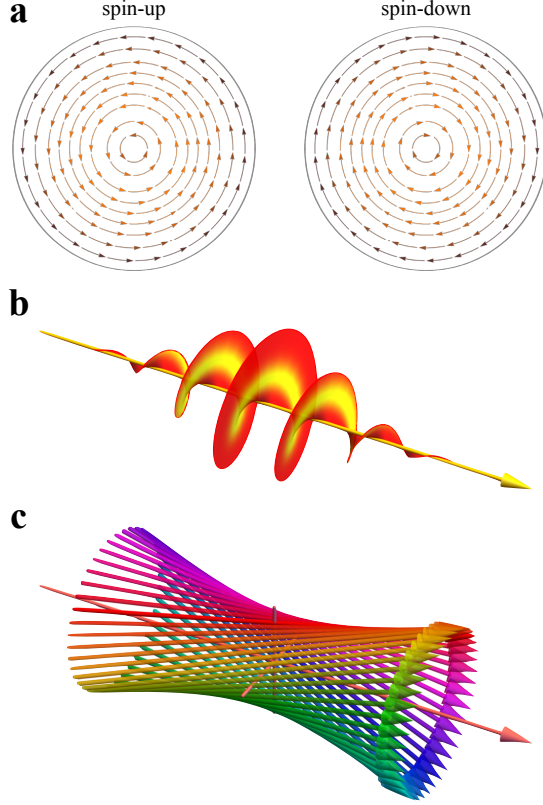


Figure 2: **Electron structural features associated with angular momentum.** **a** Schematic displaying the spin-dependent transverse linear momentum distributions respectively associated with spin-up ($s = 1/2$) and spin-down ($s = -1/2$) electron beams. The electron spin gives rise to a vanishing net transverse linear momentum. **b** Cophasal surfaces associated with an electron wavepacket carrying OAM $\ell = 1$. Intensity is indicated by colour, with yellow (red) denoting the regions of highest (lowest) transverse probability. **c** Classical (Bohmian) trajectories of individual electrons propagating in a Laguerre-Gauss mode characterized by an azimuthal index $\ell = 1$. Colours are used to indicate the phases associated with each electron trajectory.

III. EXPERIMENTAL GENERATION OF STRUCTURED ELECTRON WAVES

Structured electron beam generation was first reported by Uchida and Tonomura in 2010⁴⁴, using spiral phase plates consisting of spontaneously stacked graphite thin films to impart OAM onto incident electron beams. Spiral phase plates are produced by inducing azimuthally and uniformly increasing “optical” thicknesses $t(r, \varphi)$ around the axis of optically dense materials⁴⁵. If the optical thickness of a material can be made to increase by ℓ de Broglie wavelengths over one full rotation about the phase plate’s axis, $\oint \nabla t(r, \varphi) \cdot d\varphi = \lambda\ell$, the plate will imprint a helical phase $\exp(i\ell\varphi)$ on any incident electron wavefunction. While the stacked graphite films used to structure the azimuthal phases of electron wavefunctions were found to produce structured beams

of reasonable quality, the approach taken in this work could not readily be generalized to produce beams with $|\ell| \neq 1$, since it depended upon the isolation of spontaneously stacked graphite films, which could not be produced at will or in customized configurations by an experimenter.

A second seminal study was carried out shortly thereafter, demonstrating the conferral of OAM to electron beams by using amplitude holograms constructed from 100-nm-thick platinum foil⁴⁶. This investigation came on the heels of earlier work, which in 2009 also proposed the use of such holograms for structured electron beam generation⁴⁷. This technique benefits from greater versatility, and can allow for the generation of electron beams with high OAM content. Amplitude holograms are constructed by simulating the intensity pattern $I_{\text{int}}(r, \varphi)$ produced from the interference of reference $\psi_{\text{ref}}(r, \varphi)$ and desired target $\psi_t(r, \varphi)$ wavefunctions, such that $I_{\text{int}}(r, \varphi) = |\psi_{\text{ref}}(r, \varphi) + \psi_t(r, \varphi)|^2$, and by designing a mask with thickness function $t(r, \varphi) = t_0 \Theta [I_{\text{int}}(r, \varphi)]$, where $\Theta[\cdot]$ denotes the Heaviside function, and t_0 is the optical thickness of the mask⁴⁸. When an electron beam is made incident on such a hologram, a series of diffracted beams are produced, each carrying a different OAM.

For three years, the holographic generation of structured electron beams was only possible using the amplitude masks described above. In 2014 however, a new class of holographic mask, already widely used in photon optics and known as the *phase hologram*, was reported to achieve electron beam shaping by directly imprinting controllable phases onto electron wavefunctions, resulting in unprecedented high efficiencies and low absorption losses^{49,50}. This technique was shown to produce high quality electron Bessel³⁸ and LG beams, with various azimuthal parameters ℓ .

Following this early work, a number of studies explored applications of holographic masks to the generation of electron beams with high OAM, some having achieved values up to $200\hbar$ per electron^{51,52}. In a dramatic demonstration of the effectiveness of phase holograms, one study reported the successful generation of electron Airy beams⁵³, and observed their unusual transverse “acceleration” and “self-healing” properties.

In addition to the spiral phase plate and holographic techniques, a number of alternative approaches also allow for electron beam shaping. One study reported the generation of electron beams with helical phase fronts by manipulating aberrations associated with the corrector lenses of an electron microscope⁵⁴, achieving generation efficiencies of 32%. Another demonstrated twisting of electron beams using a simulated magnetic monopole constructed from a thin, nanoscale magnetic needle⁵⁵. This latter strategy benefits from an unusually high conversion efficiency, with

as many as 90% of incident electrons converted to a single OAM state. An additional advantage distinguishing this magnetic needle method from other electron beam shaping techniques is its independence from the acceleration voltage applied to incident electrons. A variety of distinct strategies therefore exist to generate electrons with structured azimuthal phases. By contrast, little work has been done, as yet, on structuring electron beams' radial parameters. Electron spin has also received relatively little attention in this regard, despite also being an important structural parameter. This is largely due to the challenge of generating spin-polarized free electron (SPFE) beams; indeed, the generation of SPFEs was thought to be disallowed by Pauli, whose view was later echoed by Bohr in his statement that⁵⁶, “it is impossible to observe the spin of the electron, separated fully from its orbital momentum, by means of experiments based on the concept of classical particle trajectories.” Recently, however, a strategy has been proposed to produce SPFEs by passing an unpolarized electron beam through a magnetic phase grating⁵⁷. Another approach has also been proposed to address this challenge, employing complementary and topologically charged electric and magnetic fields in order to couple electron spin and orbital angular momentum degrees of freedom, producing a spin-polarized, OAM-carrying electron beam⁵⁸. When this beam is phase flattened, a spin-polarized Gaussian electron wavefunction is recovered, with theoretical efficiencies and degrees of polarization of up to 50% and 97.5%, respectively.




Figure 3: **Electron structuring techniques.** **a** SEM image of a spontaneously-stacked graphite sheet, used as a spiral phase plate by Uchida and Tonomura⁴⁴ to impart OAM on an incident electron beam. **b** SEM image of an amplitude hologram applied to the generation of twisted electron beams by Verbeeck *et al.*⁴⁶ **c** SEM image of an ultra-thin needle designed by B ech e *et al.*⁵⁵ to simulate a magnetic monopole, capable of imparting OAM on incident electron plane waves. **d** SEM image of the first electron phase hologram, designed and fabricated by Grillo *et al.*⁴⁹ **e** Schematic of the structured electron beams emerging from an electron phase hologram. The spreading of various diffraction orders can be observed to occur rapidly upon propagation, and the distinct transverse profiles associated with five different diffracted orders are shown in the bottom inset.

IV. OUTLOOK

Much theoretical work has been done with a view to applying the unique properties of electron beams to various measurement schemes, and to the study of fundamental physics. For example, a thorough treatment of the interaction between electron beams and magnetic fields was reported in 2012⁴¹, showing how the radial intensity and charge current distributions of LG and Bessel electron beams are altered by their propagation through regions containing different magnetic field configurations. It was found that electron Bessel beams take the form $\psi_{\text{Bessel}} \propto J_{|\ell-\alpha|}(k_{\perp}r) \exp i(\ell\varphi - k_{\parallel}z)$ when propagating along a line of magnetic flux proportional to the flux parameter α , so that changes in its magnitude lead to changes in the order of the beam's transverse mode. Additional theoretical studies have since explored the possibility of imparting OAM onto electron beams by means of photon-electron interactions⁵⁹. Electric and magnetic field effects may provide a promising avenue for the shaping of electron beams in the future. The magnetic field sensitivity exhibited by electron beams might also be exploited for magnetic field sensing in materials science⁶⁰. Further still, recent work has proposed the potential application of structured electron beams to the selective excitation of atomic states, via a transfer

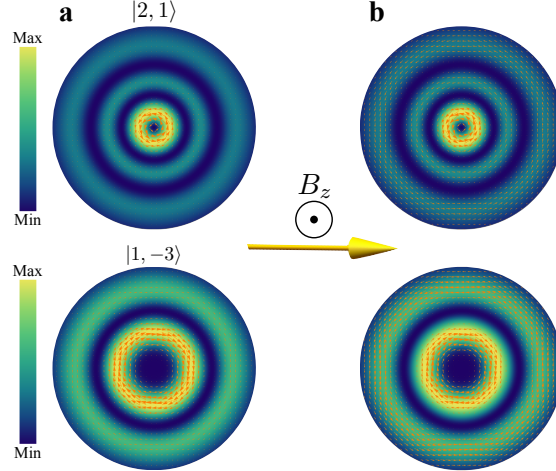


Figure 4: **Structured electron beams and their interaction with uniform magnetic fields.** **a** Transverse intensity and charge current distributions associated with electron states $|p = 2, \ell = 1\rangle$ and $|p = 1, \ell = -3\rangle$ in the absence of any external magnetic fields, where $|p, \ell\rangle$ denotes an LG mode with radial and azimuthal parameters p and ℓ . The size and orientation of the arrows show the respective magnitude and direction of the local charge current density, while the probability density is indicated by colour. **b** Intensity and charge current distributions associated with the electron wavefunctions shown in part **a**, in the presence of a uniform external magnetic field. The beams displayed in parts **a** and **b** are plotted so as to possess identical beam waists for ease of comparison.

of intrinsic electron OAM to electrons in individual atoms^{61,62}. Since this intrinsic OAM transfer is likely to be significantly less efficient in the case of photon/atom interactions, structured electron beams therefore represent a possible avenue toward the exploration of truly novel physical effects.

Structured electron beams have also been considered as potential tools in the study of polarization radiation (PR) and related phenomena. PR arises from the movement of electrons within spatially inhomogeneous media, which induces a polarization current density in the materials. The magnitude of the PR produced by an electron is proportional to its angular momentum. Observation of PR has proven elusive, however, due to the small magnitude of the electron intrinsic spin. This limitation could be overcome by using structured electron waves with high OAM values⁶³.

Further, a recent theoretical study exploring the exotic features of certain structured fermion beams in the relativistic regime demonstrated that such beams could behave as if under the influence of "virtual forces", even in the total absence of external potentials⁶⁴. This suggests that structured electron beams could in principle be used to simulate the effects of potentials and forces on electrons and other fermions. Remarkably, this study also revealed that certain tailored structures imparted on fermion beams can cause these beams' constituent particles to experience controllable time dilation and length contraction effects. This observation indicates a host of experimental pos-

sibilities, including applications in which decaying particles might have their lifetimes extended to a controllable degree via these relativistic effects.

Advances in beam structuring have already paved the way to major developments in many areas. As a new and rapidly advancing field, electron beam shaping holds a wealth of potential for the study of hitherto inaccessible physical phenomena, and the development of novel and exciting applications in electron microscopy and related areas^{65,66}.

* Electronic address: ekarimi@uottawa.ca

- ¹ Loudon, R. & Baxter, C. Contributions of John Henry Poynting to the understanding of radiation pressure. *Proceedings of the Royal Society A: Mathematical, Physical and Engineering Science* **468**, 1825–1838 (2012).
- ² Einstein, A. Über einen die Erzeugung und Verwandlung des Lichtes betreffenden heuristischen Gesichtspunkt. *Annalen der Physik* **322**, 132–148 (1905).
- ³ Barnett, S. M. Resolution of the Abraham-Minkowski dilemma. *Physical Review Letters* **104**, 070401 (2010).
- ⁴ Darwin, C. Notes on the theory of radiation. *Proceedings of the Royal Society of London. Series A, Containing Papers of a Mathematical and Physical Character* 36–52 (1932).
- ⁵ Poynting, J. The wave motion of a revolving shaft, and a suggestion as to the angular momentum in a beam of circularly polarised light. *Proceedings of the Royal Society of London. Series A, Containing Papers of a Mathematical and Physical Character* **82**, 560–567 (1909).
- ⁶ Beth, R. A. Mechanical detection and measurement of the angular momentum of light. *Physical Review* **50**, 115 (1936).
- ⁷ For example see Ohanian, H. C. What is spin?. *American Journal of Physics* **54**, 500–505 (1986), and the references within.
- ⁸ Khrapko, R. Question# 79. Does plane wave not carry a spin? *American Journal of Physics* **69**, 405–405 (2001).
- ⁹ Humblet, J. Sur le moment d'impulsion d'une onde électromagnétique. *Physica* **10**, 585–603 (1943).
- ¹⁰ Allen, L. & Padgett, M. Response to question# 79. Does a plane wave carry spin angular momentum? *American Journal of Physics* **70**, 567–568 (2002).
- ¹¹ O'Neil, A., MacVicar, I., Allen, L. & Padgett, M. Intrinsic and extrinsic nature of the orbital angular

- momentum of a light beam. *Physical Review Letters* **88**, 053601 (2002).
- ¹² He, H., Friese, M., Heckenberg, N. & Rubinsztein-Dunlop, H. Direct observation of transfer of angular momentum to absorptive particles from a laser beam with a phase singularity. *Physical Review Letters* **75**, 826 (1995).
- ¹³ Simpson, N., Dholakia, K., Allen, L. & Padgett, M. Mechanical equivalence of spin and orbital angular momentum of light: an optical spanner. *Optics Letters* **22**, 52–54 (1997).
- ¹⁴ Padgett, M. & Bowman, R. Tweezers with a twist. *Nature Photonics* **5**, 343–348 (2011).
- ¹⁵ Allen, L., Beijersbergen, M. W., Spreeuw, R. & Woerdman, J. Orbital angular momentum of light and the transformation of laguerre-gaussian laser modes. *Physical Review A* **45**, 8185 (1992).
- ¹⁶ Berry, M. V. Paraxial beams of spinning light. In *International conference on singular optics*, 6–11 (International Society for Optics and Photonics, 1998).
- ¹⁷ Paterson, L. *et al.* Controlled rotation of optically trapped microscopic particles. *Science* **292**, 912–914 (2001).
- ¹⁸ Karimi, E. & Santamato, E. Radial coherent and intelligent states of paraxial wave equation. *Optics Letters* **37**, 2484–2486 (2012).
- ¹⁹ Karimi, E. *et al.* Exploring the quantum nature of the radial degree of freedom of a photon via hong-ou-mandel interference. *Physical Review A* **89**, 013829 (2014).
- ²⁰ Mair, A., Vaziri, A., Weihs, G. & Zeilinger, A. Entanglement of the orbital angular momentum states of photons. *Nature* **412**, 313–316 (2001).
- ²¹ Walsh, J. L. A Closed Set of Normal Orthogonal Functions. *American Journal of Mathematics* **45**, 5-24 (1923).
- ²² Salakhutdinov, V., Eliel, E. & Löffler, W. Full-field quantum correlations of spatially entangled photons. *Physical Review Letters* **108**, 173604 (2012).
- ²³ Romero, L. D., Andrews, D. & Babiker, M. A quantum electrodynamics framework for the nonlinear optics of twisted beams. *Journal of Optics B: Quantum and Semiclassical Optics* **4**, S66 (2002).
- ²⁴ Dorn, R., Quabis, S. & Leuchs, G. Sharper focus for a radially polarized light beam. *Physical Review Letters* **91**, 233901 (2003).
- ²⁵ Zhao, Y., Edgar, J. S., Jeffries, G. D., McGloin, D. & Chiu, D. T. Spin-to-orbital angular momentum conversion in a strongly focused optical beam. *Physical Review Letters* **99**, 073901 (2007).
- ²⁶ Karimi, E., Zito, G., Piccirillo, B., Marrucci, L. & Santamato, E. Hypergeometric-gaussian modes. *Optics Letters* **32**, 3053–3055 (2007).

- ²⁷ Marrucci, L., Manzo, C. & Paparo, D. Optical spin-to-orbital angular momentum conversion in inhomogeneous anisotropic media. *Physical Review Letters* **96**, 163905 (2006).
- ²⁸ Karimi, E. *et al.* Generating optical orbital angular momentum at visible wavelengths using a plasmonic metasurface. *Light: Science & Applications* **3**, e167 (2014).
- ²⁹ Brasselet, E., Murazawa, N., Misawa, H. & Juodkazis, S. Optical vortices from liquid crystal droplets. *Physical review letters* **103**, 103903 (2009).
- ³⁰ Foo, G., Palacios, D. M., Swartzlander Jr, G. A. *et al.* Optical vortex coronagraph. *Optics Letters* **30**, 3308–3310 (2005).
- ³¹ Barreiro, J. T., Wei, T.-C. & Kwiat, P. G. Beating the channel capacity limit for linear photonic superdense coding. *Nature physics* **4**, 282–286 (2008).
- ³² Molina-Terriza, G., Torres, J. P. & Torner, L. Twisted photons. *Nature Physics* **3**, 305–310 (2007).
- ³³ Bliokh, K. Y., Bliokh, Y. P., Savel'ev, S. & Nori, F. Semiclassical dynamics of electron wave packet states with phase vortices. *Physical Review Letters* **99**, 190404 (2007).
- ³⁴ Bliokh, K. Y., Dennis, M. R. & Nori, F. Relativistic electron vortex beams: angular momentum and spin-orbit interaction. *Physical Review Letters* **107**, 174802 (2011).
- ³⁵ Lloyd, S. M., Babiker, M., Yuan, J. & Kerr-Edwards, C. Electromagnetic Vortex Fields, Spin, and Spin-Orbit Interactions in Electron Vortices. *Physical Review Letters* **109**, 254801 (2012).
- ³⁶ Schattschneider, P., Schachinger, Th., Stöger-Pollach, M., Löffler, S., Steiger-Thirsfeld, S., Bliokh, K. Y. & Nori, F. Imaging the dynamics of free-electron Landau states. *Nature Communications* **5**, 4586 (2014).
- ³⁷ Pauli, W. Über den zusammenhang des abschlusses der elektronengruppen im atom mit der komplexstruktur der spektren. *Zeitschrift für Physik A Hadrons and Nuclei* **31**, 765–783 (1925).
- ³⁸ Grillo, V. *et al.* Generation of nondiffracting electron bessel beams. *Physical Review X* **4**, 011013 (2014).
- ³⁹ Durnin, J. Exact solutions for nondiffracting beams. i. the scalar theory. *JOSA A* **4**, 651–654 (1987).
- ⁴⁰ Siegman, A. E. *Lasers*. mill valley (1986).
- ⁴¹ Bliokh, K. Y., Schattschneider, P., Verbeeck, J. & Nori, F. Electron vortex beams in a magnetic field: A new twist on landau levels and aharonov-bohm states. *Physical Review X* **2**, 041011 (2012).
- ⁴² Greenshields, C., Stamps, R. L. & Franke-Arnold, S. Vacuum faraday effect for electrons. *New Journal of Physics* **14**, 103040 (2012).
- ⁴³ Guzzinati, G., Schattschneider, P., Bliokh, K. Y., Nori, F. & Verbeeck, J. Observation of the larmor and

- gouy rotations with electron vortex beams. *Physical Review Letters* **110**, 093601 (2013).
- ⁴⁴ Uchida, M. & Tonomura, A. Generation of electron beams carrying orbital angular momentum. *Nature* **464**, 737–739 (2010).
- ⁴⁵ Beijersbergen, M., Coerwinkel, R., Kristensen, M. & Woerdman, J. Helical-wavefront laser beams produced with a spiral phaseplate. *Optics Communications* **112**, 321–327 (1994).
- ⁴⁶ Verbeeck, J., Tian, H. & Schattschneider, P. Production and application of electron vortex beams. *Nature* **467**, 301–304 (2010).
- ⁴⁷ McMoran, B. Electron diffraction and interferometry using nanostructure. *PhD thesis*, 42–44 (2009).
- ⁴⁸ Bazhenov, V. Y., Vasnetsov, M. & Soskin, M. Laser beams with screw dislocations in their wavefronts. *Jetp Lett* **52**, 429–431 (1990).
- ⁴⁹ Grillo, V. *et al.* Highly efficient electron vortex beams generated by nanofabricated phase holograms. *Applied Physics Letters* **104**, 043109 (2014).
- ⁵⁰ Shiloh, R., Lereah, Y., Lilach, Y. & Arie, A. Sculpturing the electron wave function using nanoscale phase masks. *Ultramicroscopy* (2014).
- ⁵¹ McMoran, B. J. *et al.* Electron vortex beams with high quanta of orbital angular momentum. *Science* **331**, 192–195 (2011).
- ⁵² Grillo, V. *et al.* Holographic generation of highly twisted electron beams. *Physical Review Letters* **114**, 034801 (2015).
- ⁵³ Voloch-Bloch, N., Lereah, Y., Lilach, Y., Gover, A. & Arie, A. Generation of electron airy beams. *Nature* **494**, 331–335 (2013).
- ⁵⁴ Clark, L. *et al.* Exploiting lens aberrations to create electron-vortex beams. *Physical Review Letters* **111**, 064801 (2013).
- ⁵⁵ Béché, A., Van Boxem, R., Van Tendeloo, G. & Verbeeck, J. Magnetic monopole field exposed by electrons. *Nature Physics* **10**, 26–29 (2014).
- ⁵⁶ Garraway, B. & Stenholm, S. Does a flying electron spin? *Contemporary Physics* **43**, 147–160 (2002).
- ⁵⁷ McGregor, S., Bach, R. & Batelaan, H. Transverse quantum stern–gerlach magnets for electrons. *New Journal of Physics* **13**, 065018 (2011).
- ⁵⁸ Karimi, E., Marrucci, L., Grillo, V. & Santamato, E. Spin-to-orbital angular momentum conversion and spin-polarization filtering in electron beams. *Physical Review Letters* **108**, 044801 (2012).
- ⁵⁹ Hayrapetyan, A. G. *et al.* Interaction of relativistic electron-vortex beams with few-cycle laser pulses. *Physical Review Letters* **112**, 134801 (2014).

- ⁶⁰ Lloyd, S., Babiker, M. & Yuan, J. Quantized orbital angular momentum transfer and magnetic dichroism in the interaction of electron vortices with matter. *Physical Review Letters* **108**, 074802 (2012).
- ⁶¹ Yuan, J., Lloyd, S. M. & Babiker, M. Chiral-specific electron-vortex-beam spectroscopy. *Physical Review A* **88**, 031801(R) (2013).
- ⁶² Schattschneider, P., Löffler, S., Stöger-Pollach, M. & Verbeeck, J. Is magnetic chiral dichroism feasible with electron vortices?. *Ultramicroscopy* **136**, 81-85 (2014).
- ⁶³ Ivanov, I. P. & Karlovets, D. V. Polarization radiation of vortex electrons with large orbital angular momentum. *Physical Review A* **88**, 043840 (2013).
- ⁶⁴ Kaminer, I., Nemirovsky, J., Rechtsman, M., Bekenstein, R. & Segev, M. Self-accelerating Dirac particles and prolonging the lifetime of relativistic fermions. *Nature Physics* **11**, 261-267 (2015).
- ⁶⁵ Verbeeck, J. *et al.* Atomic scale electron vortices for nanoresearch. *Applied Physics Letters* **99**, 203109 (2011).
- ⁶⁶ Lloyd, S., Babiker, M. & Yuan, J. Mechanical properties of electron vortices. *Physical Review A* **88**, 031802 (2013).

Acknowledgments J. H., R. W. B. and E. K. acknowledge the support of the Canada Excellence Research Chairs (CERC) Program. J.H. acknowledges the support of the Vanier Canada Graduate Scholarships Program.

Author Information The authors declare no competing financial interests. Correspondence and requests for materials should be addressed to E.K. (ekarimi@uottawa.ca).